



"The only thing that matters about feedback is what students do with it"

Dylan Wiliam.

1. Introduction:

At St John's we are Loved by God - Learning with Jesus - Living by the Spirit

We believe that marking and feedback should provide constructive learning opportunities for every child; focusing on success and improvement needs against learning objectives; enabling children to become reflective learners and helping them to close the gap between current and desired performance. In this way we hope to enable every child to achieve their full potential. The feedback policy is a working document which reflects and informs good practice within our school.

2. Key Principals:

Our policy is underpinned by evidence of best practice from the Education Endowment Foundation and other expert organisations. The Education Endowment Foundation research shows that effective feedback should:

- redirect or refocus either the teacher's or the learner's actions to achieve a goal
- be specific, accurate and clear
- encourage and support further effort
- be given sparingly so that it is meaningful
- provide specific guidance on how to improve and not just tell students when they are wrong.

3. Practice

Where written feedback is given, it utilises two colours:

- Green pen indicates where the child has met the success criteria or included elements that work towards meeting an objective standard.
- Orange pen may indicate 'next steps', targets for the child to work on to improve their work in the future.

Where a child has an identified visual special educational need, i.e. colour blindness, we will make reasonable adjustments to vary the choice of colours used.

Written feedback symbols are sometimes used to support (for marking codes see Appendix 1).

4. Feedback process

Our policy on feedback has at its core a number of principals:

- The sole focus of feedback and marking should be to further children's learning;
- Evidence of feedback and marking is incidental to the process; we do not provide additional evidence for external verification;

St John's CE VA Primary School

- Written comments are only used where they are accessible to students according to age and ability;
- Feedback delivered closest to the point of action is most effective; and as such feedback delivered in lessons is more effective than comments provided at a later date; feedback is provided both to teachers and pupils as part of assessment processes in the classroom and takes many forms other than written comments;
- Feedback is part of the school's wider assessment processes, which aim to provide an appropriate level of challenge to pupils in lessons, allowing them to make good progress;

4.1 Feedback in practice

Building on work from the Assessment Commission, Feedback can be given in three ways – in decreasing order of importance.

- Immediate feedback – at the point of teaching
- Summary feedback – at the end of a lesson/task
- Review feedback – away from the point of teaching (including written comments)

Type	What it looks like	Evidence (for observers)
Immediate	<ul style="list-style-type: none"> • Includes teacher gathering feedback from teaching, including mini-whiteboards, book work, etc. • Takes place in lessons with individuals or small groups • Often given verbally to pupils for immediate action • May involve use of a teaching assistant to provide support or further challenge • May re-direct the focus of teaching or the task • May include highlighting/annotations according to the marking code. 	<ul style="list-style-type: none"> • Lesson observations/learning walks • Some evidence of annotations or use of marking code/highlighting • Improvements evident in books, either through editing or further working
Summary	<ul style="list-style-type: none"> • Takes place at the end of a lesson or activity • Often involves whole groups or classes • Provides an opportunity for evaluation of learning in the lesson • May take form of self- or peer- assessment against an agreed set of criteria • In some cases, may guide a teacher's further use of review feedback, focusing on areas of need 	<ul style="list-style-type: none"> • Lesson observations/learning walks • Timetabled pre- and post-teaching based on assessment • Some evidence of self- and peer-assessment • May be reflected in selected focus review feedback (marking)
Review	<ul style="list-style-type: none"> • Takes place away from the point of teaching • May involve written comments/annotations for pupils to read / respond to • Provides teachers with opportunities for assessment of understanding • Leads to adaptation of future lessons through planning, grouping or adaptation of tasks • May lead to targets being set for pupils' future attention, or immediate action 	<ul style="list-style-type: none"> • Acknowledgement of work completed • Written comments and appropriate responses/action • Adaptations to teaching sequences tasks when compared to planning • Use of annotations to indicate future groupings

Self and Peer Assessment

When appropriate, children may mark their own or another child's work. This promotes independent learning, engages children with the quality of their work and helps them reflect on how to improve.

St John's CE VA Primary School

Self-assessment encourages children to take increasing responsibility for their own progress.

Peer assessment enables children to give each other valuable feedback so that they can learn from and support each other.

Self and peer assessment should focus on the learning. Children are encouraged to:

- Identify what has been done well.
- Explain why it has been done well.
- Identify what could be improved.
- Explain how it could be improved.

5. Monitoring and Review

The aims and objectives outlined in this policy are evident in the day-to-day working of the school. The Headteacher will monitor this through:

- classroom observation
- book scrutiny
- the progress of the School Action Plan
- external inspection
- data analysis
- communication with children, parents and the rest of the school community
- staff professional reviews in line with the Performance Management policy

6. Responsibilities of the Governing Body

As well as fulfilling their legal obligations, the governing body should also make sure that:

- all pupils make progress in achieving the expected educational outcomes;
- the subjects are well led, effectively managed and well planned;
- the quality of provision is subject to regular and effective self-evaluation;
- teaching is delivered in ways that are accessible to all pupils with SEND;
- clear information is provided for parents on the subject content and the right to request that their child is withdrawn;
- the subjects are resourced, staffed and timetabled in a way that ensures that the school can fulfil its legal obligations.
- the religious ethos of the school is maintained and developed.

St John's CE VA Primary School

We are aware of the need to review this policy regularly so that we can take account of new initiatives, changes in the curriculum, developments in technology or changes to the physical environment of the school. We will review this policy at least bi-annually.

11 LINKED POLICIES

Due to the focus and purpose of this policy, there are also direct and intrinsic links to the following:

- Curriculum Policy
- Assessment Policy
- Behaviour and Discipline Policy
- Remote Learning Policy
- SMSC Policy
- SRE Policy
- Equalities Policy
- SEN Policy

Please also refer to those named policies for more comprehensive information.

Signed: Mrs S Eastwood








		Date
Version	v.1.7	
Drafted by	Mrs S Eastwood	18.09.2018
Reviewed by	All Staff	
Approved by	Curriculum Committee	
Ratified by	Governing Body	
Review period	2 years	
Date of Review	September 2023	



Appendix 1 Marking Codes

Milestone 1: Years 1 and 2

Key Stage 1
Marking Code







 Keep trying your best	 Good work	 Excellent work
---	--	--

	Next step for learning.
	I can use a finger space.
ABC	I can start each sentence with a capital letter.
•	I can use full stops to end my sentences.
	I can use a word mat to help spell <i>tricky</i> words.
	I can write a simple sentence.
	I can use conjunctions to join 2 sentences.
WOW	I can use adjectives or adverbs to make my writing more interesting.
	I can use time words to show sequence of events.
	I can use different openings to start my sentences or a story.
? ! " "	I can use a range of punctuation.

	I need to work faster to complete my work.
	I need to work on my handwriting/ presentation.

St John's CE VA Primary School

Milestone 2: Years 3 and 4

		Capital letter
T		Tense
rpt		Choose another word
		Peer assessment
VF		Verbal Feedback
↑v		Up-level vocabulary (Use a thesaurus)
sp		Spelling
		This doesn't make sense
		Guided Work
P.		Punctuation missing

St John's CE VA Primary School

Milestone 3: Years 5 & 6

Code in the margin	Description of what needs correcting	What does this look like? Example	Description of what this looks like in your book
sp	spelling error	watever	spelling error underlined with a straight line
	Capital letter wrong / missing	on wednesday, My homework is due in,	Circle the letter that needs changing
W	Wrong word / could improve word	Nice / good Weren't / done	Word underlined with a wavy line
//	Paragraph change	...and they disappeared. Next morning, all was different.	Double forward slash
T	Change tense	She walks to school last Friday.	Word underlined with a wavy line
^	Missing word(s)	Fred hurried the shop to collect his parcel.	Upwards arrow pointing to where word is to be inserted
*	Missing phrase / sentence	Suddenly * then he fell off the edge of the world	Asterisk added where needed, phrase/sentence written underneath work
P	Punctuation missing / wrong	*Stop bellowed Sean.	Circle incorrect punctuation or the space where it should be added
	Move word(s)	Ran quickly it through	Circle word with arrow to correct place
	Close space (compound words)	Light house Rain bow	Semi-circle linking words
?	Sentence / phrase doesn't make sense	Why you don't since before then it wasn't broken,	Underlined sentence / phrase
VF	Verbal Feedback		
VF ✓	Verbal feedback acted on		